

Young Worker (Age 15-24) Fact Sheet for 2006-2010

Interior Overview

(Cranbrook, Kamloops, Kelowna, Nelson)

Between 2006 and 2010:

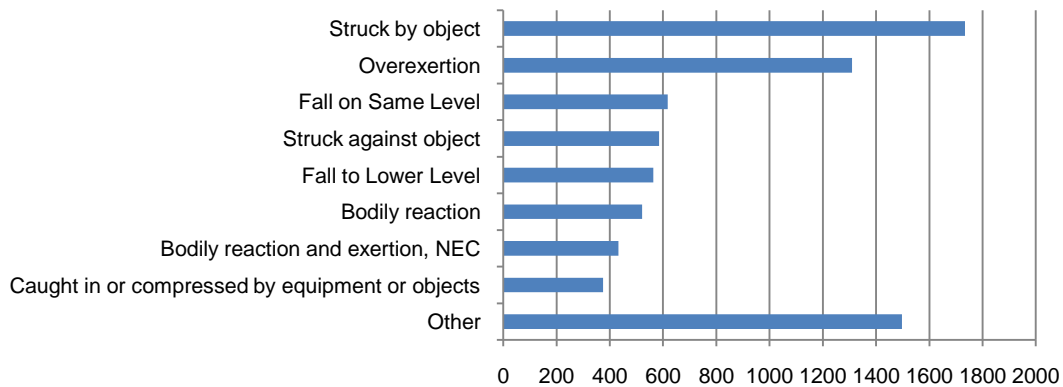
- The Interior had 16% of Young Worker Claims.
- 71% of young worker time-loss claims accepted between 2006 and 2010 related to males.
- \$53,268,000 in claim costs and 249,000 days were paid relating to young worker time loss claims in the Fraser Valley.
- Approximately \$39,169,000 in claim costs were paid and 177,000 days were paid relating to young worker time loss claims in the Interior

Young Worker Time-Loss Claims Between 2006 and 2010

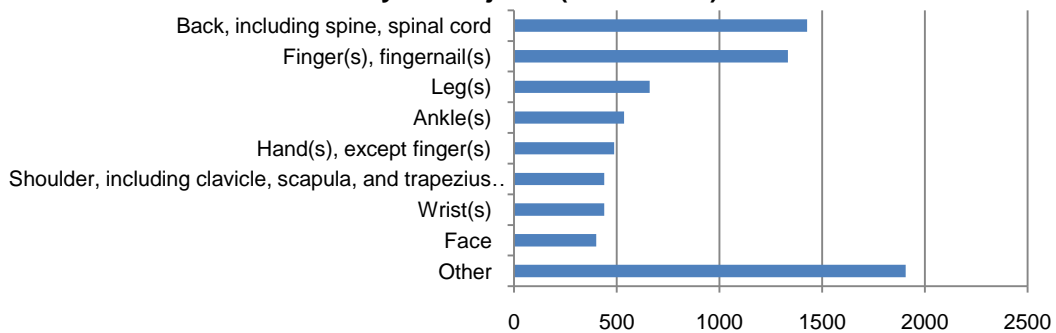
	2006	2007	2008	2009	2010	2006-2010	% of Region's YW claims
Female	476	512	494	335	370	2,187	29%
Male	1,379	1,419	1,224	728	676	5,426	71%
N/A	2	3	12	2	2	21	0%
Total	1,857	1,934	1,730	1,065	1,048	7,634	100%

Young Worker Claims Characteristics - Interior

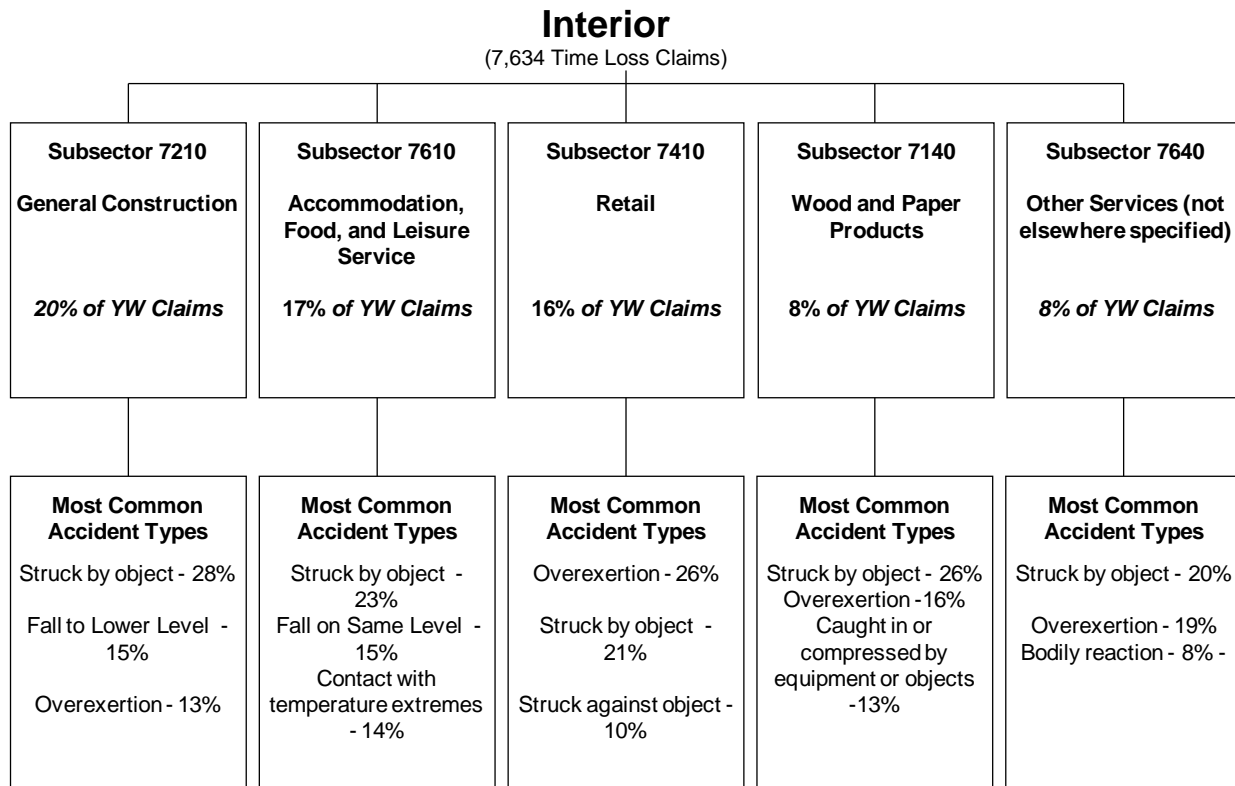
Top Accident Types (2006 - 2010)



Body Part Injured (2006 - 2010)



Young Worker (Age 15-24) Claim Hierarchy Tree – 2006-2010 Top Industries and Accident Types



Within the Most Common Accident Types shown above:

- “Struck By” represents specific accident types that include “Struck by Falling Object” and “Struck by Slipping Handheld Object”, among others.
- “Overexertion” represents specific accident types that include “Overexertion in Lifting” and “Overexertion in Pulling, Pushing Objects”, among others.
- “Fall from Elevation” represents specific accident types that include “Fall/Jump to Lower Level, NEC” and “Fall from Ladder/Steps & Stairs”, among others.

Note: Subsectors shown above are the top 5 based on a ranking of young worker time-loss claims volume between 2006 and 2010 for the region.

Notes and Definitions

- Time-Loss Claim volumes: based on STD/LTD/Fatal (SLF) Claims - STD/LTD/FTL Claims represent claims with a first short-term disability, long-term disability or fatal benefit (reserve set or cash award) paid in the period, regardless of the year of injury.
- Region: There were some data quality issues with claim coding for operating locations of reporting employers for 2009 claims, in particular in May-July of 2009.
- Claim Costs Paid: Claim Costs paid for Young Worker SLF Claims in the period, regardless of year of injury.
- Days Lost: Work Days Lost reflects total short term disability (STD) days paid in the year regardless of year of injury.
- Percentages of claims for accident types and injury types are based on coded claims.

Prepared by: Business Information and Analysis - April 2011; Data Source: BIA Datamart - April 2011