

Young Worker (Age 15-24) Fact Sheet for 2006-2010 Lower Mainland Overview

(Richmond, Vancouver, Delta, Coquitlam, North Shore, Burnaby, and New Westminster)

Between 2006 and 2010:

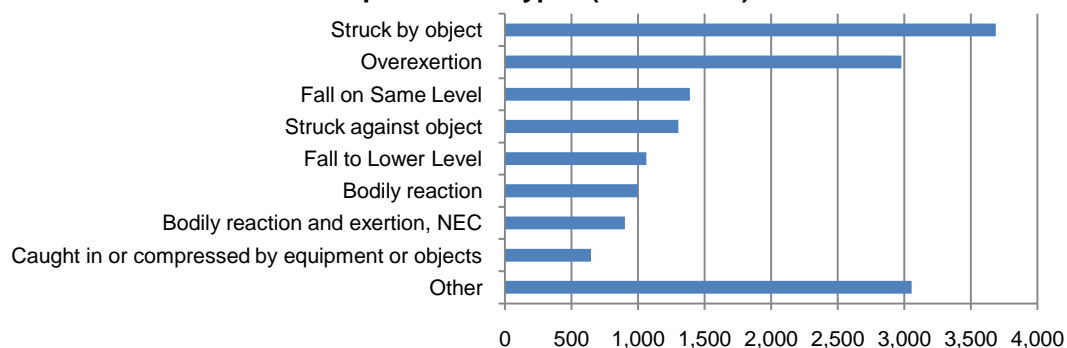
- 35% of young worker time loss claims were in the Lower Mainland
- 74% of young worker time loss claims accepted between 2006 and 2010 related to males
- \$81,959,000 in claim costs and 416,000 days were paid relating to young worker time loss claims in the Lower Mainland.

Young Worker Time-Loss Claims

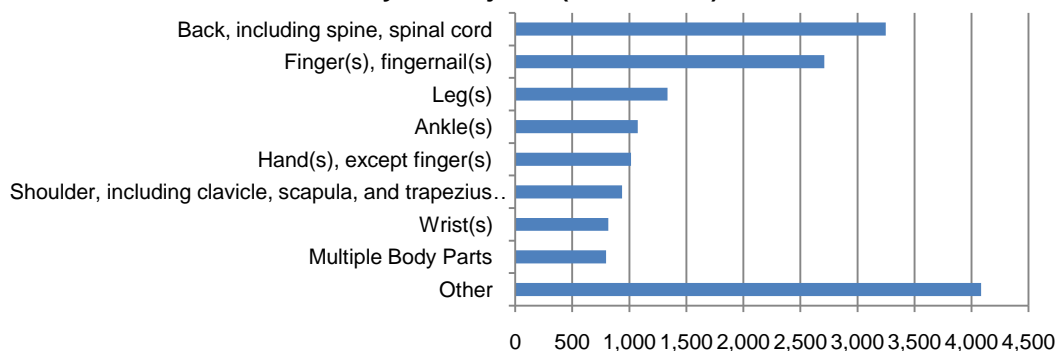
	2006	2007	2008	2009	2010	2006-2010	% of Region's YW claims
Female	925	971	921	724	640	4,181	26%
Male	2,673	2,852	2,803	1,898	1,577	11,803	74%
N/A	4	6	16	5	1	32	0%
Total	3,602	3,829	3,740	2,627	2,218	16,016	100%

Young Worker Claims Characteristics

Top Accident Types (2006 - 2010)

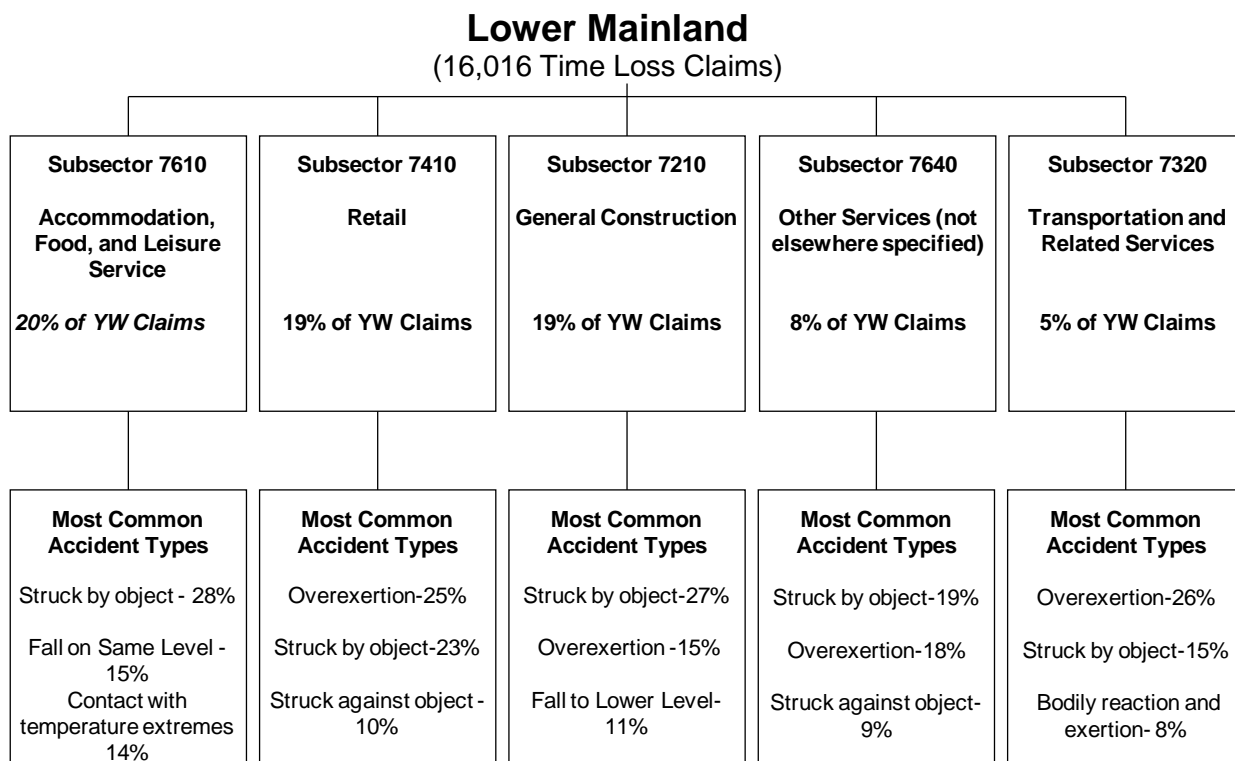


Body Part Injured (2006 - 2010)



Young Worker (Age 15-24) Claim Hierarchy Tree – 2006-2010

Top Industries and Accident Types



Within the Most Common Accident Types shown above:

- “Struck By Object” represents specific accident types that include “Struck by Falling Object” and “Struck by Slipping Object”, among others.
- “Overexertion” represents specific accident types that include “Overexertion in Lifting” and “Overexertion in Pulling, Pushing Objects”, among others.
- “Fall to Lower Level” represents specific accident types that include “Fall from Ladder/Steps & Stairs”, among others.

Notes and Definitions

- Time-Loss Claim volumes: based on STD/LTD/Fatal (SLF) Claims - STD/LTD/FTL Claims represent claims with a first short-term disability, long-term disability or fatal benefit (reserve set or cash award) paid in the period, regardless of the year of injury.
- Region: There were some data quality issues with claim coding for operating locations of reporting employers for 2009 claims, in particular in May-July of 2009.
- Claim Costs Paid: Claim Costs paid for Young Worker SLF Claims in the period, regardless of year of injury.
- Days Lost: Work Days Lost reflects total short term disability (STD) days paid in the year regardless of year of injury.
- Subsectors shown above are the top 5 based on a ranking of young worker time-loss claims volume between 2006 and 2010 for the region.