

Young Worker (Age 15-24) Fact Sheet for 2006-2010 Vancouver Island Overview

(Victoria, Nanaimo, Courtenay)

Between 2006 and 2010:

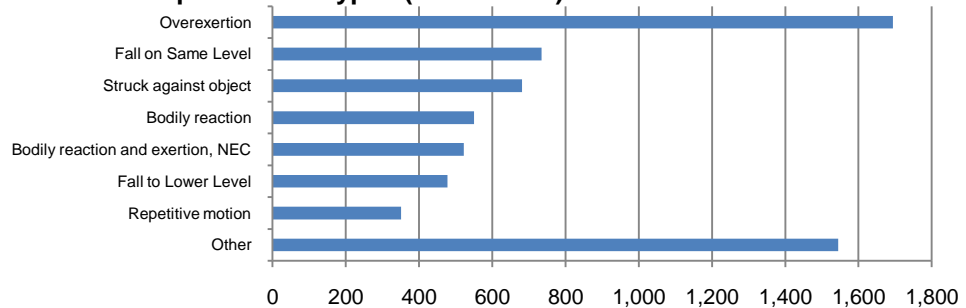
- 18% of young worker time loss claims were on Vancouver Island
- 67% of young worker time loss claims accepted between 2006 and 2010 related to males
- \$38,715,000 in claim costs and 196,000 days were paid relating to young worker time loss claims in Vancouver Island.

Young Worker Time Loss Claims

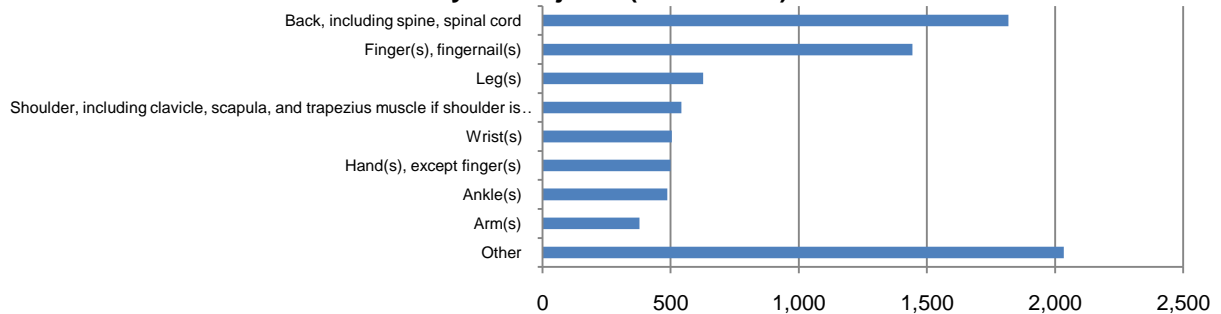
	2006	2007	2008	2009	2010	2006-2010	% of Region's YW claims
Female	557	649	656	462	416	2,740	33%
Male	1,268	1,408	1,344	794	770	5,584	67%
N/A	3	3	5	3	1	15	0%
Total	1,828	2,060	2,005	1,259	1,187	8,339	100%

Young Worker Claims Characteristics - Vancouver Island

Top Accident Types (2006 - 2010)



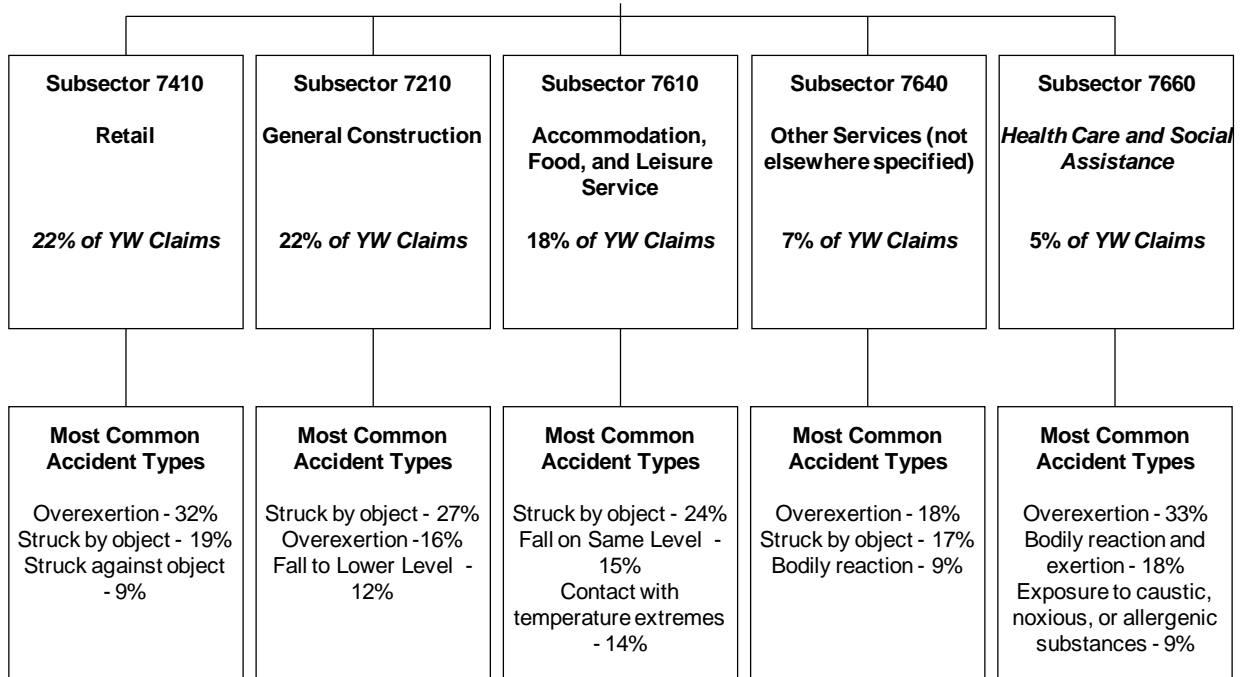
Body Part Injured (2006 - 2010)



Young Worker (Age 15-24) Claim Hierarchy Tree – 2006-2010

Top Industries and Accident Types

Vancouver Island
(8,336 Time Loss Claims)



Within the Most Common Accident Types shown above:

- “Struck By” represents specific accident types that include “Struck by Falling Object” and “Struck by Slipping Handheld Object”, among others.
- “Overexertion” represents specific accident types that include “Overexertion in Lifting” and “Overexertion in Pulling, Pushing Objects”, among others.
- “Fall from Elevation” represents specific accident types that include “Fall/Jump to Lower Level, NEC” and “Fall from Ladder/Steps & Stairs”, among others.

Subsectors shown above are the top 5 based on a ranking of young worker time-loss claims volume between 2006 and 2010 for the region.

Notes and Definitions

- Time-Loss Claim volumes: based on STD/LTD/Fatal (SLF) Claims - STD/LTD/FTL Claims represent claims with a first short-term disability, long-term disability or fatal benefit (reserve set or cash award) paid in the period, regardless of the year of injury.
- Region: There were some data quality issues with claim coding for operating locations of reporting employers for 2009 claims, in particular in May-July of 2009.
- Claim Costs Paid: Claim Costs paid for Young Worker SLF Claims in the period, regardless of year of injury.
- Days Lost: Work Days Lost reflects total short term disability (STD) days paid in the year regardless of year of injury.
- Percentages of claims for accident types and injury types are based on coded claims.

Prepared by Business Information and Analysis April 2011; Data Source BIA Datamart April 2011