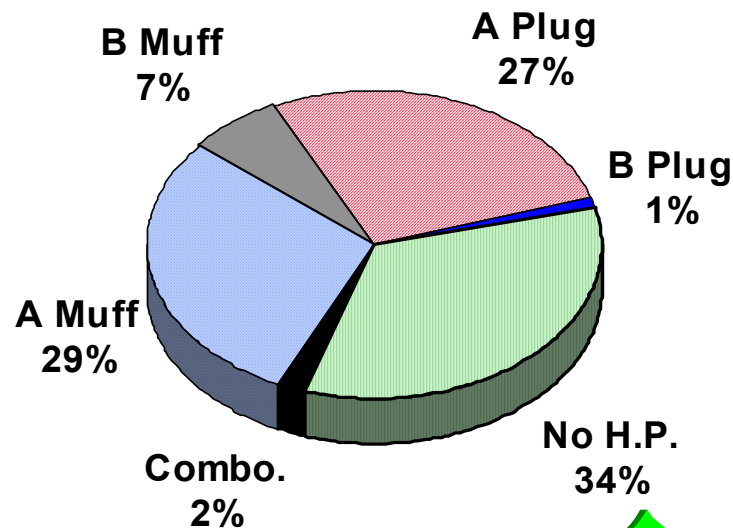
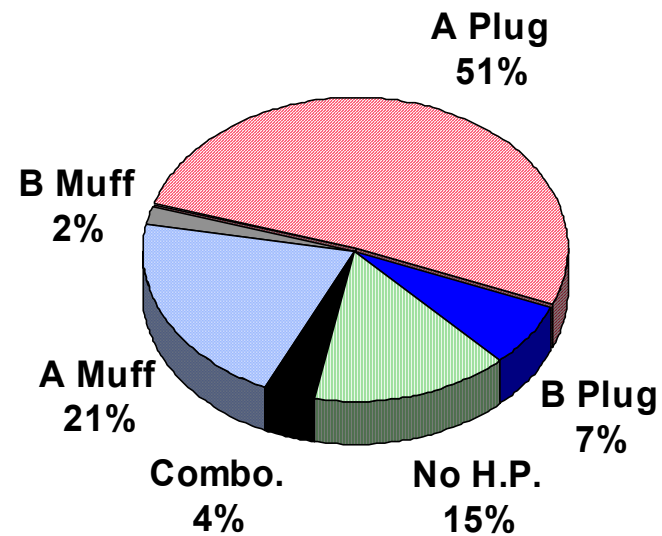


Hearing Protection Use--All Industry

1981



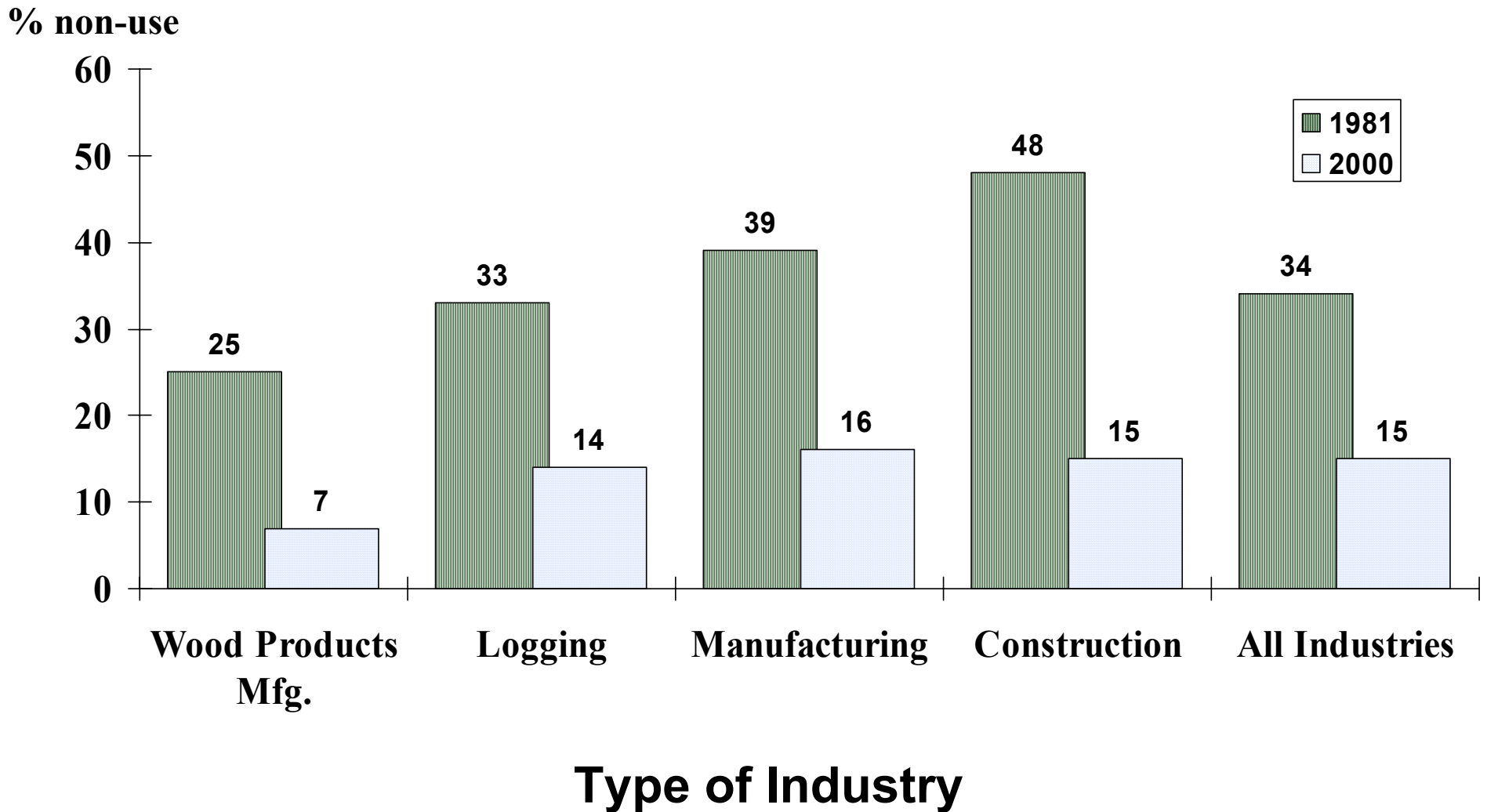
2000



A & B refer to CSA Class of hearing protector

Combo = plugs & muffs worn

Hearing protection non-use-- 1981 vs. 2000



Hearing Conservation Program 2000- All Industry

	Normal		Early Warning		Abnormal		Total
	#	%	#	%	#	%	#
First Timers	2359	68.5	901	26.2	184	5.3	3444
Baseline	12179	61.1	6281	31.5	1463	7.3	19923

	Normal Change		Early Warning Change		Abnormal Change		Total
	#	%	#	%	#	%	#
Periodic	111162	88.6	10627	8.5	3741	3.0	125530

Total tested in B.C. 148897

Hearing Conservation Statistics

2000--Selected Industries

<u>Industry</u>	<u># Hearing Tests</u>	<u>%EWC*</u>
Logging	7908	9.2
Wood Products Mfg.	36082	7.5
Heavy Manufacturing	14122	7.9
General Construction	26455	11.3
Heavy Construction	2191	14.4
Road Construction	4469	9.7
Automotive	3101	6.8

*EWC (Early Warning Change) = hearing shift due to noise

New Noise Induced Hearing Loss Claims

