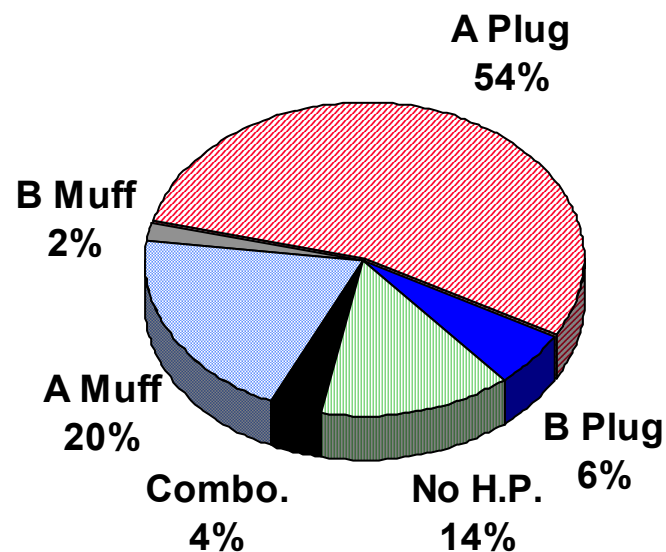
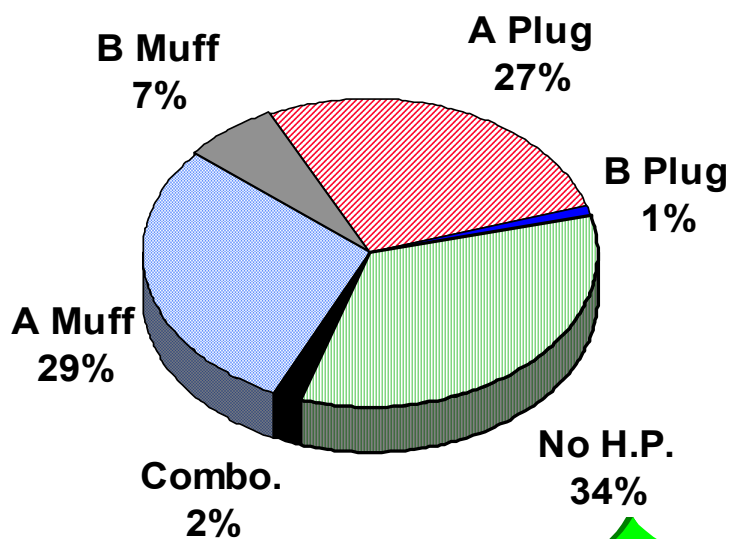


Hearing Protection Use--All Industry

1981

2001

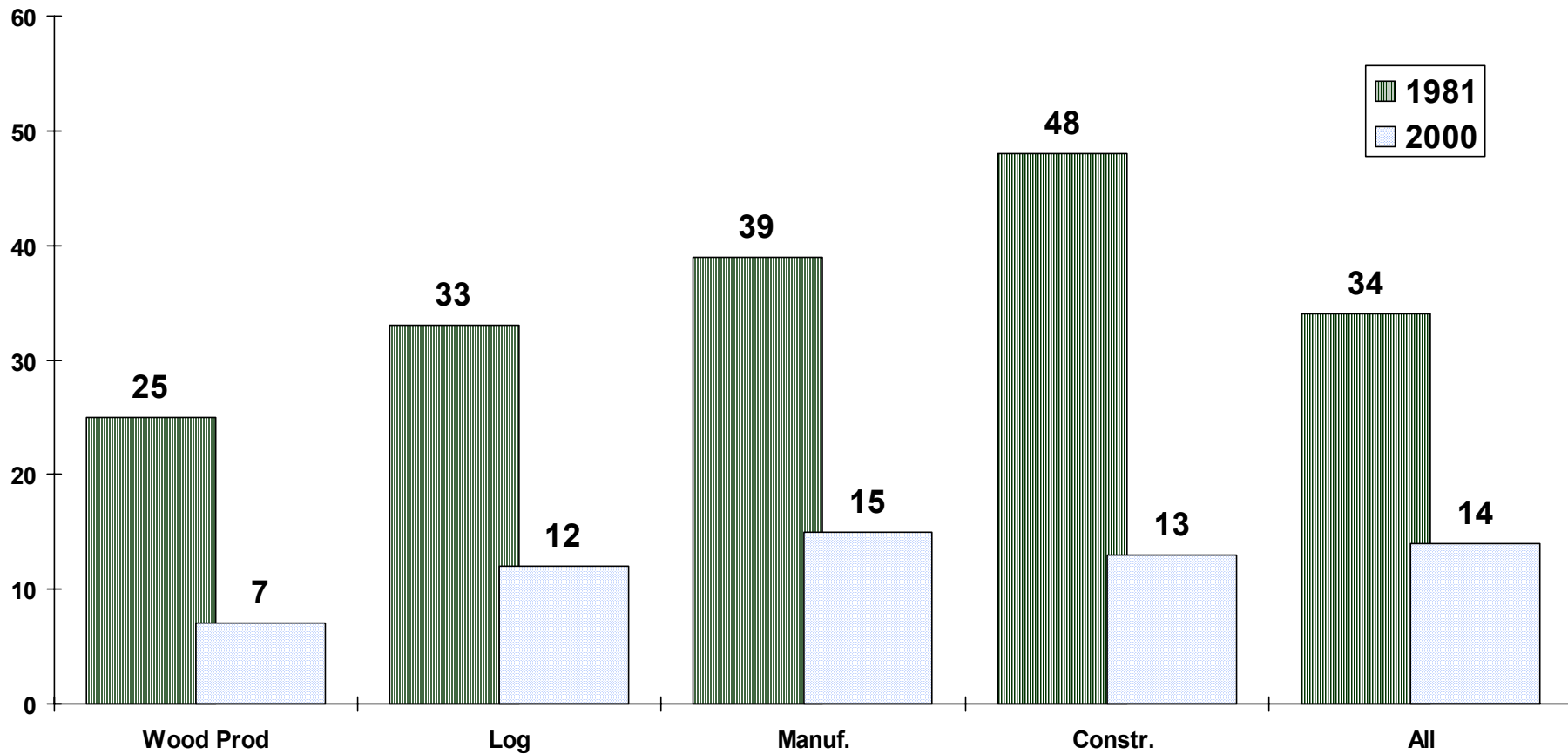


A & B refer to the CSA Class of Hearing Protection

Combo = muff worn with plugs

Hearing Protection Non-use-- 1981 vs. 2001

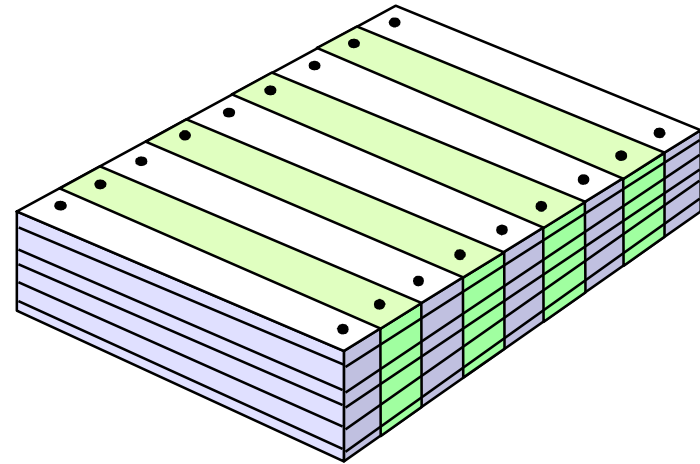
% non-use



Type of Industry

General Statistics 2001

- **143,428 workers tested**
- **245 active I.A.T.s**
- **83 in-house programs**
- **22 mobile contractors**
- **18 fixed contractors**



Hearing Test Statistics 2001- All Industry

	Normal		Early Warning		Abnormal		Total
	#	%	#	%	#	%	#
First							
Timers	2867	69.9	1004	24.4	232	5.7	4103
Baseline	10802	62.4	5229	30.2	1284	7.4	17,315

	N.Change		E.W. Change		A. Change		Total
	#	%	#	%	#	%	#
Periodic	107559	88.2	10662	8.7	3789	3.1	122020

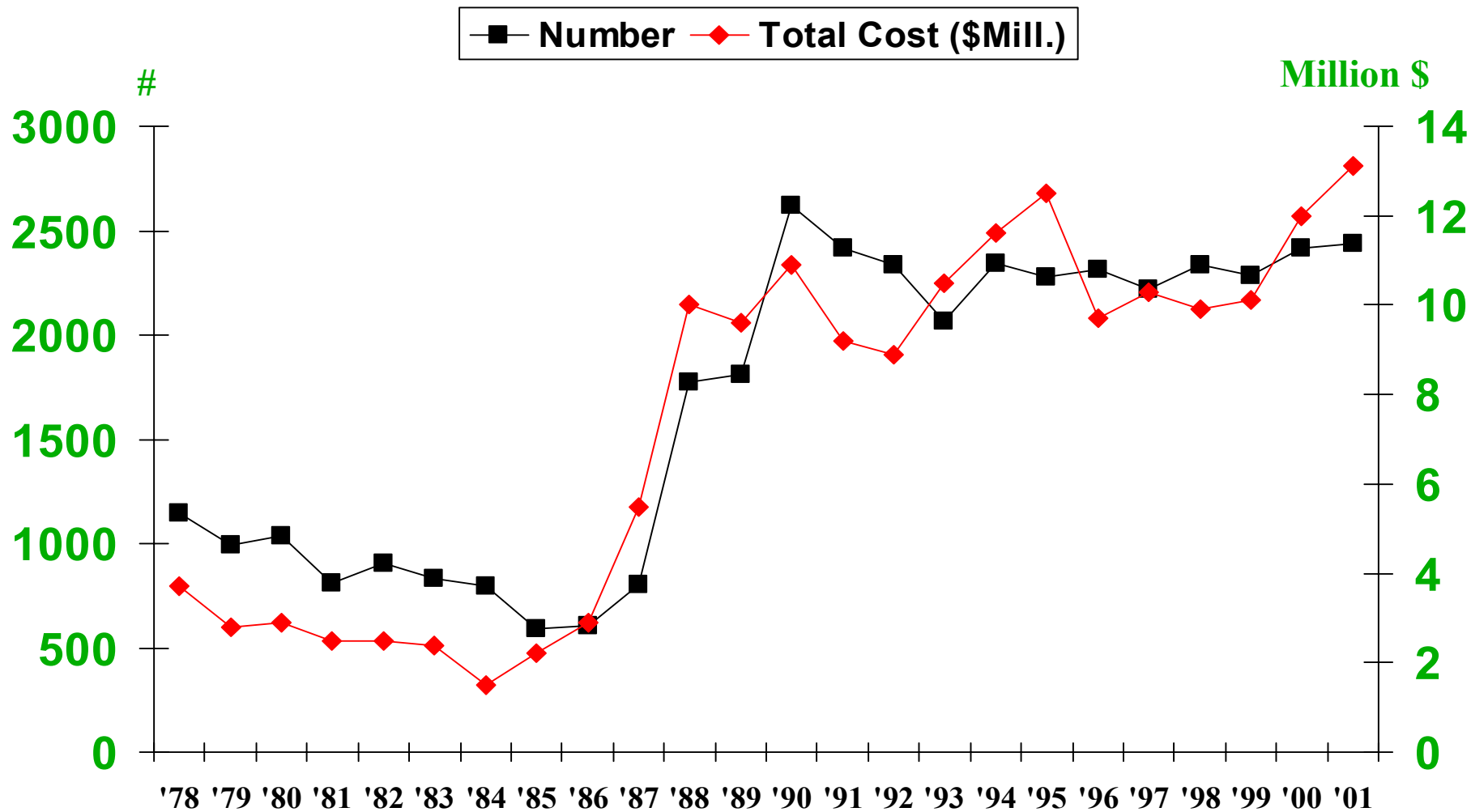
****E.W.Change indicates hearing loss likely due to noise exposure**

Total tested in B.C. 143,428


2001 Hearing Test Statistics by Major Industry

	TOTAL All Category Tests	TOTAL <i>Periodic</i> Category Tests	# EWC	% EWC
All Industries Combined	143,428	122,010	10,662	8.7
Fishing	111	64	5	7.8
Logging	6,680	6,097	575	9.4
Oil/Gas/Mineral	1,623	885	119	13.4
General Mfg.	4,034	3,181	261	8.2
Heavy Mfg.	14,259	12,638	1,085	8.6
Food Products Mfg.	5,050	4,120	347	8.4
Petroleum Products Mfg.	4,467	3,578	270	7.5
Wood & Paper Products Mfg.				
Chemical Pulp	4,217	4,055	248	6.1
Mechanical Pulp	1,851	1,802	122	6.6
Saw mills	13,632	12,955	959	7.4
Shake & Shingle	697	583	60	10.3
TOTAL	32,154	29,258	2,181	7.5
Construction				
General	25,081	19,874	24,01	12.1
Heavy	1,325	1,130	152	13.5
Road	4,502	3,995	361	9.0
Transportation	3,468	2,969	273	9.2
Municipalities	11,387	9,174	649	7.0
Hospitality	29	3	0	0
Autobody	1,005	809	73	9.0
Auto Service/Repair	1,930	1,603	99	6.2
Heavy Equipment Service	1,443	1,099	65	6.0
Repair				
Public Schools	2,878	2,226	137	6.0
Health Care	584	463	36	7.8

New Noise Induced Hearing Loss Claims



Claims Costs (Awards)



Year	#	Total (million\$)	Average\$ per claim
1977	566	2.9	5260
1982	247	1.1	4565
1987	481	3.6	7590
1992	558	3.3	5996
1997	562	3.3	5872
2001	501	4.0	7984*

*** multiply by .344 to convert to 1977 \$ = \$2746/ claim**