

Lesson At A Glance

Length	1 hour
Learning Objectives	<p>Students will:</p> <ul style="list-style-type: none"> • list the characteristics associated with a being good team player • explain how being a good team player relates to job safety • evaluate hazardous situations and determine how to control or eliminate the hazards
Teaching Strategies	<ul style="list-style-type: none"> • transparencies • cooperative groups • questioning • group presentations • video
Equipment/Instructional Aids	<ul style="list-style-type: none"> • VCR / TV (“Quibbling Rivalry” Video) • overhead projector (prepare overhead transparency) • flipchart or whiteboard • Student Handouts (photocopy for class)
Assessment Strategy	<ul style="list-style-type: none"> • brainstorming activity • presentation • worksheets

Lesson Breakdown

10 min.	Introduction - Characteristics of a Good Team Player
10 min.	Learning Activity - The Team Approach
40 min.	Learning Activity - “Quibbling Rivalry” Video and Exercise

Purpose

This module is designed to help students understand the importance of being a good team player and how being a good team player affects safety on the job.

Learning Objectives

Students will be able to:

- list the characteristics associated with a being good team player
- explain how being a good team player relates to job safety
- evaluate hazardous situations and determine how to control or eliminate the hazards

Duration

1 hour

Instructional Materials

For a copy of video, contact the Student WorkSafe Program at (604)276-3100 or 1-888-621-7233

Video

1. WCB's "Quibbling Rivalry" Video



Overhead Transparencies

(produce overhead)

1. A Team Approach to Safety

Student Handouts

(photocopy for students)

1. The Team Approach
2. Competition in the Workplace
3. Hazard Recognition Worksheet

Equipment

1. VCR / TV
2. Overhead Projector and screen
2. White board or flipchart and paper
3. Markers



Introduction - 10 min.

Comment


A good team player is important in sports, play, school and work.

Ask

What are some characteristics of a good team player?

Record responses on white board or flipchart.

- comes well rested, alert
- takes safety seriously
- arrives on time
- cleans up after themselves
- reports safety concerns
- shares workload
- communicates clearly
- listens carefully
- shows respect to others
- someone you can count on




Ask

How does being a good team player affect job safety?



Introduction - continued

Display Overhead #1. List the characteristics of a good team player in the left column. In the right column, ask students for responses to how each characteristic relates to job safety. See answer key below.




A Team Approach to Safety		Teacher's Answer Key
Good Team Player Characteristics	Safety Results	
1. Comes to work/play well-rested, fed and not impaired	1. Physically and mentally capable to do job	
2. Takes safety seriously	2. Follows safety procedures uses safety equipment, good example	
3. Arrives on time	3. Never short-handed Time for practice/warm-up	
4. Cleans up after self	4. Avoids accidents, slips, falls, cuts, etc.	
5. Reports safety concerns	5. Environment and tools/ equipment remain in good repair	
6. Respects privacy and personal space	6. A pleasant working environment	
7. Shares workload	7. Everyone works equally, no one has to do too much	
8. Listens carefully	8. Understands how to work safety	
9. Someone you can count on	9. No surprises (work left undone, etc.)	

Learning Activity - The Team Approach - 10 min.

Divide students into groups of 4 to 5.

Distribute Student Handout #1 to groups. Have groups discuss the team approach by completing handout.

Have one member from each group present one or more of their answers to the questionnaire.



The Team Approach

Name: _____ Date: _____

1. What is a team approach? _____
2. How does the team approach promote job safety? _____
3. Does the team approach require special training? Yes / No
If yes, what training would support the team approach?
If no, how does a person learn to be part of a team?

4. Have you ever been part of a team? Yes / No
If yes, how much training did you receive in being a team player?

5. Have you ever been hurt because of someone else's mistake? Yes / No
If yes, what happened?

6. Have you ever seen anyone else get hurt because of something someone else did? Yes / No If yes, what happened?


7. How could the team approach prevent the injuries recorded in questions 5 & 6?

Grade 8 - Team Approach - Student Handout #1

Video Learning Activity - 40 min.

Comment

We are about to see a video called “Quibbling Rivalry”. It is 12:14 minutes in length. It demonstrates how competition in the work place can impair one’s ability to make clear well thought out decisions.




Quibbling Rivalry
(12:14 min)

Video Learning Activity - continued

Comment

Jai has been having a difficult time lately. His work hours have been cut and he is feeling criticized and unappreciated. When his boss, Brad, comes up with a morale boosting idea, “Employee of the Month”, Jai feels he is favoring his sister. When Brad intervenes in a potentially violent episode with Jai and some rowdies at the Zone, his feelings of inadequacy intensify.



View Video. Inform students that they will be completing a questionnaire about the video after previewing it.

Briefly discuss competition in the work place.

Ask students what is at the root of competition in “The Zone”?

Random Responses

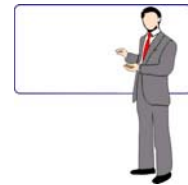
- competition created by “Employee of the Month”
- poor self image
- shortage of work hours
- poor communication skills



Video Learning Activity - continued

Ask

What would have made Jai more responsive to what his boss was saying?




Random Responses

- his boss could have been more supportive in his tone and how he approached Jai
- his boss could have listened and let Jai blow off steam

Distribute Student Handout #2 - Competition in the Workplace Questionnaire. Have students answer questions on handout.

Elicit responses to the questionnaire (Student Handout #2) from the students. See Answer Key on following page.



The image shows a student handout titled "Competition in the Workplace Questionnaire". It includes a name and date line at the top. The questionnaire consists of five numbered questions with lines for writing answers:

1. How did Jai handle the competition he felt between himself and Amber?

2. Many businesses have "Employee of the Month" programs. Do you think it is a good idea? Yes / No Explain.

3. What does it mean to be a team player?

4. How can being a team player make a difference when someone is having a bad day?

5. How did Brad change the "Employee of the Month" program at the end of the video?

©2011 - Team Approach - Student Handout

Competition in the Workplace Questionnaire

**Teacher's
Answer
Key**

1. How did Jai handle the competition he felt between himself and Amber?
 - he became moody and short tempered
 - he blamed Amber
 - he thought Amber's success was because she was related to the boss
2. Many businesses have "Employee of the Month" programs. Do you think it is a good idea? Yes / No Explain.
 - Answers will vary
3. What does it mean to be a team player?
 - helps other teammates
 - shares workload
 - putting safety and the well-being of the team before your personal preferences
 - answers will vary
4. How can being a team player make a difference when someone is having a bad day?
 - it is important to acknowledge the change in the person's behavior and attitude
 - encourage them to take the time out they need to solve the problem so that they can resume responsibilities with full attention
5. How did Brad change the "Employee of the Month" Program at the end of the video?
 - Brad cancelled the program

Learning Activity - continued

Distribute Student Handout #3 - Hazard Recognition form.

Name: _____		Date: _____	
Hazard Recognition		"Quibbling Rivary" Video	
Setting/Activity or Job:	<ul style="list-style-type: none"> Physical Equipment Tool Condition Housekeeping Time of Day 	<ul style="list-style-type: none"> Lack of procedures Unnecessary risks Use of protective equipment Handling of hazardous materials or substances People movement (actions/verbal) 	
Specific Location:			
See It (What is unsafe?)	Think It (Why is it unsafe?)	Do It (What must be done to make it safe?)	<input checked="" type="checkbox"/>

Divide students into groups of 3 to 4. Have groups list all the hazards they could find in the video (See it), what factors caused or contributed to the hazards (Think it) and what could be done to eliminate or control them in the future (Do it). Ask groups to present findings to class.






In this group activity, students will practice the three steps to controlling a hazard.

See it. Think it. Do it

Facilitate group presentations on the findings. Refer to Teacher's Answer Key on following page.

Conclusion

Conclude / Reflect

-  See it. (Recognition)
-  Think it. (Evaluation)
-  Do it. (Control)

Learning Activity - continued




**Teacher's
Answer Key**

Name: _____

Date: _____

Hazard Recognition

“Quibbling Rivalry” Video

<p>Setting: Activity or</p> <p>Job:</p> <p>Specific Location:</p>	<p>Keep in mind:</p> <ul style="list-style-type: none"> • Physical layout • Equipment • Tool Condition • Housekeeping • Time of Day • Lack of procedures • Unnecessary risks • Use of protective equipment • Handling of hazardous materials or substances • People movement (actions/errors) 	
<p>See It (What is unsafe?) </p> <ul style="list-style-type: none"> • unclean work area • no hair nets used • tea towel used as a pot holder • fingers in muffin batter • Todd left Amber alone • Amber didn't answer the phone • not paying attention to tasks • hostility among co-workers 	<p>Think It (Why is it unsafe?) </p> <ul style="list-style-type: none"> • accidents can happen more likely in messy work area • hair nets keep hair out of food and eyes • pot holder should be used to prevent burns • poor hygiene practices of putting fingers in food • workers should not be left alone • not answering phone could indicate trouble • not paying attention to tasks could cause accidents to happen 	<p>Do It (What must be done to make it safe?) </p> <ul style="list-style-type: none"> • keep work area clean and tidy • wear hair nets in kitchen • use proper kitchen utensils and equipment (pot holders) • keep fingers out of food • do not work alone • answer phones • follow safe work procedures • pay attention to task or activity